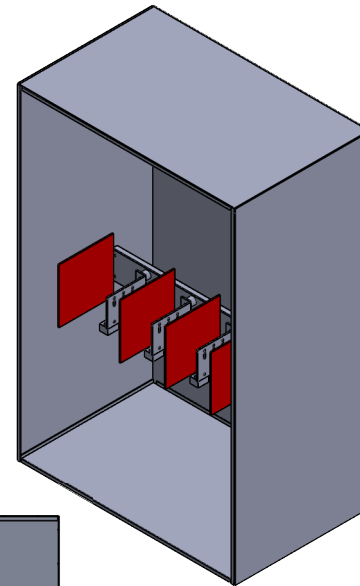
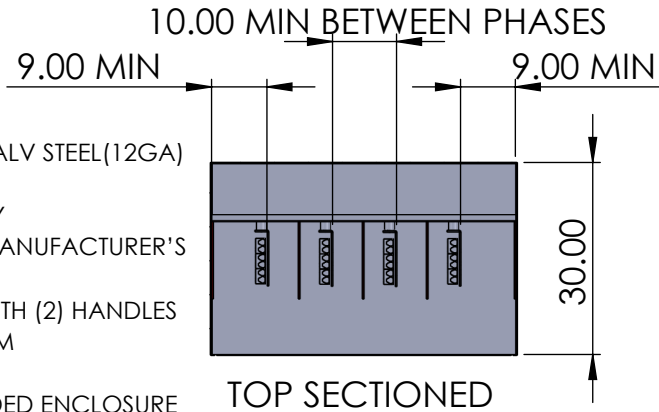


2

1

NOTES:

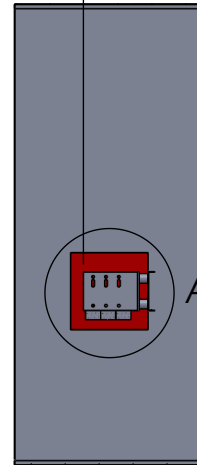
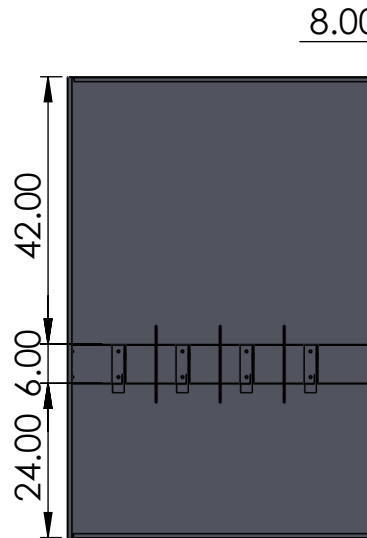
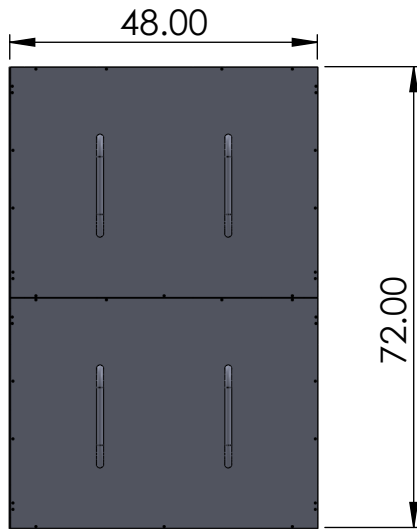
- 1. BOX AND COVER CONSTRUCTION- GALV STEEL(12GA)
FINISH: POWDER COAT GRAY ENAMEL
- 2. BUSBARS- COPPER 98% CONDUCTIVITY
- 3. BOX SHALL HAVE NAME PLATE WITH MANUFACTURER'S NAME
- 4. FRONT COVERS SHALL BE SEALABLE WITH (2) HANDLES
- 5. LINE SIDE: PROVISION FOR (6) 600 MCM
- 6. LOAD SIDE: MOUNT (7) 600MCM
- 7. NEMA 1 CONSTRUCTION: STITCH WELDED ENCLOSURE
- 8. SHORT CIRCUIT CURRENT RATING 100,000 SYM RMS AMPS



MUST BE MARKED:
"DANGER 277/480VOLTS"
&
"CAUTION 277/480 VOLTS"

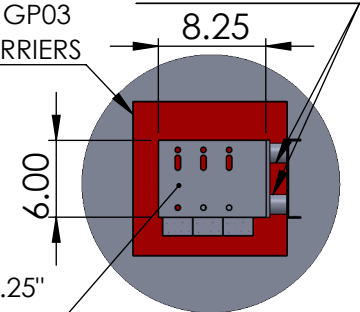
B

B



1/4" X 12" X 12" GP03
INSULATING BARRIERS

GLASTIC BUS
SUPPORT
INSULATORS



A

A

	NAME	DATE
DRAWN BY	N. BOSETTI	8/12/24
APPROVED BY		

PROPRIETARY AND CONFIDENTIAL
THE INFORMATION CONTAINED IN THIS DRAWING IS THE SOLE PROPERTY OF NAV-TECH INC. ANY REPRODUCTION IN PART OR AS A WHOLE WITHOUT THE WRITTEN PERMISSION OF NAV-TECH INC. IS PROHIBITED.



155 MARCUS BLVD
HAUPPAUGE, NEW YORK 11788
PH: (718) 257-2111 FAX: (718) 257-2626

MAT'L: GALVANNEALED STEEL
FINISH: POWDER COATED
WEIGHT: N/A

DRAWING TITLE: 348210-72-N1 CUT SHEET

PART #: 348210-72-N1

DESCRIPTION:
NEMA 1 SERVICE ENTRANCE BOX UP TO 6 SETS LINE SIDE
SPECIFIED TO CON ED DWG. NO 348210

DO NOT SCALE DRAWING	SCALE 1:30	SIZE A	SHEET 1 OF 1	REV. 4
-----------------------------	------------	--------	--------------	--------

2

1