

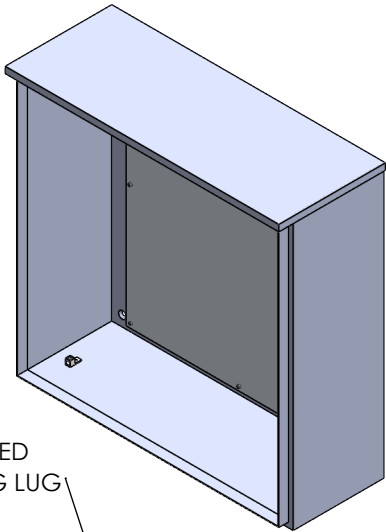
2

1

NOTES:

- 1. BOX AND COVER NEMA 3R CONSTRUCTION - GALV SHEET STEEL (16GA).
- 2. FINISH: POWDER COAT GRAY ENAMEL.
- 3. UL LISTED.
- 4. 120/240V FOR SINGLE PHASE (400 AMPS);  
208Y/120V OR 480Y/277V FOR 3-PHASE (400-800 AMPS).
- 5. SHORT CIRCUIT CURRENT RATING 50,000 SYM RMS AMPS
- 6. WIRE ENTRY AND EXIT PERMITTED THROUGH SIDES ONLY.
- 7. EMBOSSED HOLES IN REAR FOR MOUNTING CABINET.
- 8. GALV STEEL BACKPLATE FOR MOUNTING CT.
- 9. HEAVY DUTY STAINLESS STEEL LIFT OFF HINGES.

TOP VIEW

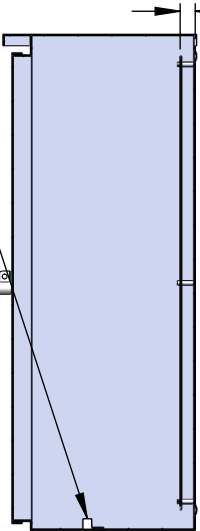
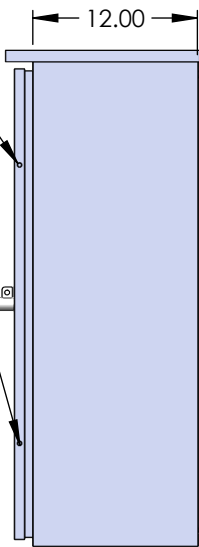
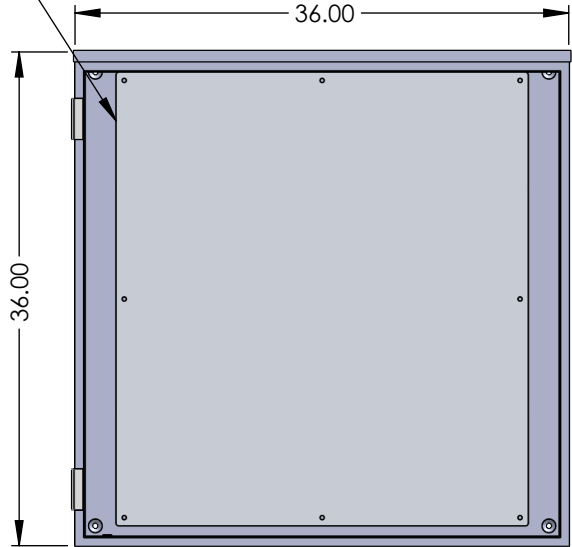
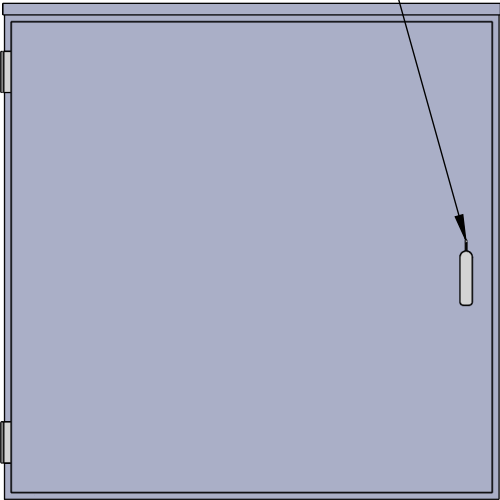


PADLOCKABLE  
HANDLE

BACKPLATE  
33" TALL X 30" WIDE

SCREW  
FASTENED  
AT 2 POINTS

N-150 BONDED  
GROUNDING LUG



LEFT SIDE VIEW

FRONT VIEW

SIDE VIEW

SIDE VIEW  
SECTIONED

		NAME	DATE	<div>NAV-TECH INCORPORATED</div> <div>155 MARCUS BLVD HAUPPAUGE, NEW YORK 11788 PH: (718) 257-2111 FAX: (718) 257-2626</div>	MAT'L:	16 GAUGE GALV STEEL	DRAWING TITLE:	NATIONAL GRID 800AMP CT CABINET						DESCRIPTION: <div>NEMA 3R CT CABINET 400-800 AMPS, 36" X 36" X 12" BUILT TO NATIONAL GRID CT SPEC</div>				
DRAWN BY		N. BOSETTI	3/17/2025		FINISH:	GRAY POWDER COAT ANSI 61		PART #:	NAV-NG-CTR-8									
<div>PROPRIETARY AND CONFIDENTIAL</div> <div>THE INFORMATION CONTAINED IN THIS DRAWING IS THE SOLE PROPERTY OF NAV-TECH INC. ANY REPRODUCTION IN PART OR AS A WHOLE WITHOUT THE WRITTEN PERMISSION OF NAV-TECH INC. IS PROHIBITED.</div>					WEIGHT:	ALL DIMENSIONS ARE NOMINAL UNLESS EXPLICITLY STATED OTHERWISE						<div>DO NOT SCALE DRAWING</div>						
											SCALE:	1:20	SIZE	A	SHEET	1 OF 1	REV.	1

2

1