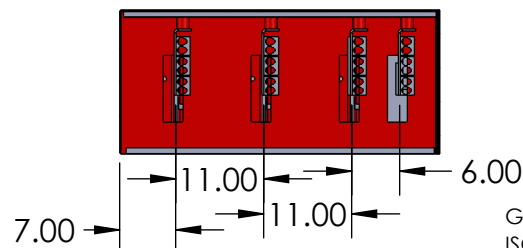


B

B

NOTES:

1. BOX AND COVER CONSTRUCTION- GALV SHEET STEEL(12GA)
2. FINISH: POWDERCOAT GRAY ENAMEL
3. BUS BARS- COPPER 98% CONDUCTIVITY
4. BOX SHALL HAVE NAME PLATE WITH MANUFACTURER'S NAME,
5. FRONT COVERS SHALL BE SEALABLE & LOCKABLE
6. ALL NUTS, BOLTS, FLAT WASHERS AND BELLEVILLE WASHERS SHALL BE NON MAGNETIC STAINLESS STEEL PER PSEG SPEC
7. LINE SIDE: PROVISION FOR UP TO (6) 600MCM/Ø&±
8. LOADSIDE: MOUNT UP TO (6) 600MCM/Ø&±
9. UP TO 1200A: 1 LEAF OF BUS; UP TO 2000A: 2 LEAVES OF BUS
10. LINE AND LOAD COMPARTMENTS USE SEALABLE SCREWS ON CORNERS
11. NEUTRAL BONDING KIT AVAILABLE UPON REQUEST
12. EXIT AND ENTRY PERMITTED THROUGH TOP, SIDE AND REAR OF CABINET WITH PROPER REFERENCE OF NEC WIRE BENDING SPACE REQUIREMENTS
13. EXTERNAL WALL MOUNT TABS STANDARD - PADMOUNT AVAILABLE BY REQUEST

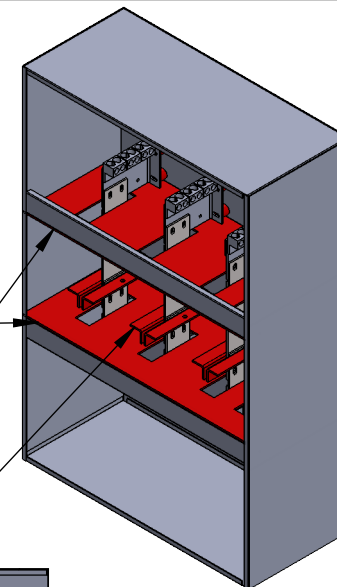
SECTION B-B

LINE (TOP SIDE) & LOAD (BOTTOM SIDE) CLEARLY MARKED

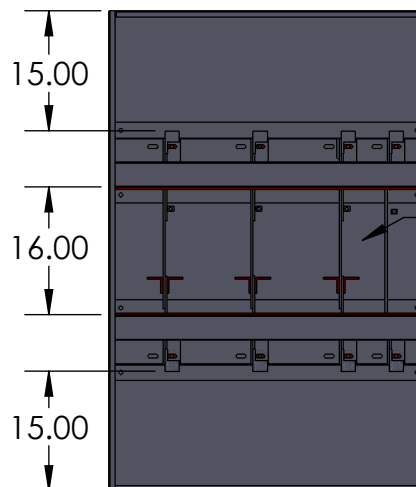
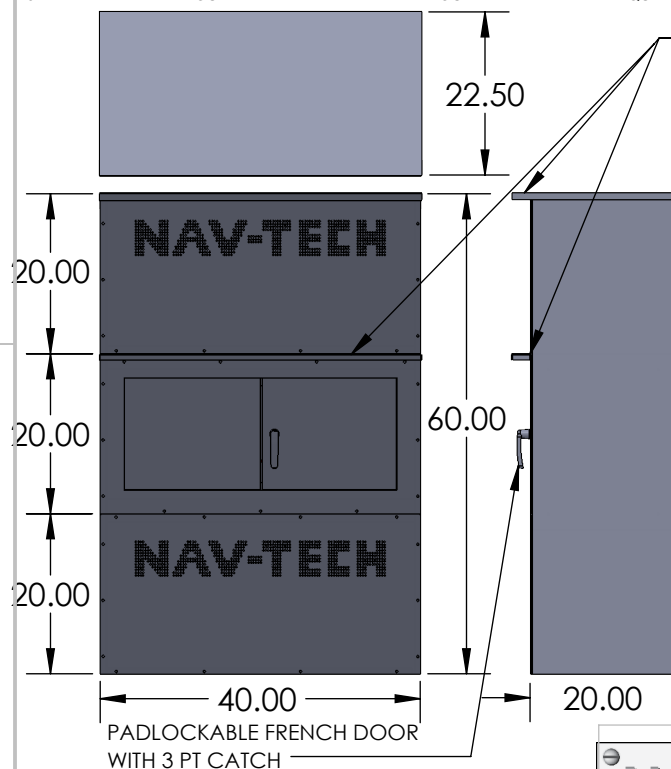
PHASES HAVE 1/4"-20 TAPPED HOLE IN CT COMPARTMENT FOR NEUTRAL LUG

GLASTIC CT COMPARTMENT ISOLATION BARRIER

NON CONDUCTIVE CT SUPPORTING SHELF
1/4" THICK ANGLE CHANNEL PER PSEG FIGURE 10.32



NEMA 3R SHED ROOF AND SKIRTED FRENCH DOORS. COVERS FULLY GASKETED AND STITCH WELDED CONSTRUCTION



11.00 MIN 7.00 MIN

FRONT BRACE

ALUMINUM PANEL INSERTS ON REAR AND SIDE WALLS OF CT SECTION

FRONT BRACE

600MCM LUGS STANDARD
OTHER CONFIGURATIONS AVAILABLE UPON REQUEST

1/4" X 4" OR 1/4" X 5" CU INTERLEAVED

7.00" CLEARANCE FOR REMOVABLE LEAVES

QTY OF BUS DETERMINED BY AMPERAGE DEMAND

SECTION A-A

	NAME	DATE
DRAWN BY	J. Pincus	7/30/2024
APPROVED BY		

PROPRIETARY AND CONFIDENTIAL
THE INFORMATION CONTAINED IN THIS DRAWING IS THE SOLE PROPERTY OF Nav-Tech Inc. ANY REPRODUCTION IN PART OR AS A WHOLE WITHOUT THE WRITTEN PERMISSION OF Nav-Tech Inc. IS PROHIBITED.



155 MARCUS BLVD
HAUPPAUGE, NEW YORK 11788
PH: (718) 257-2111 FAX: (718) 257-2626

UNLESS OTHERWISE SPECIFIED:
ALL DIMENSIONS ARE NOMINAL UNLESS EXPLICITLY SPECIFIED OTHERWISE

MAT'L: 12 GA GALV
FINISH: POWDER COAT ANSI 61 GY
WEIGHT:

UNLESS OTHERWISE SPECIFIED

1. REMOVE ALL BURRS AND BREAK ALL SHARP EDGES .015 X 45° OR .015R
2. DIMENSIONAL LIMITS APPLY AFTER PLATING

3. 125/ MACHINED SURFACES EXCEPT AS NOTED

DRAWING TITLE: NJ CTR-10-20

PART #: NAV-NJ-CTR-XX

DESCRIPTION: NEMA 3R CT CABINET 1000A-2000A

PSEG NJ SPEC

**DO NOT SCALE
DRAWING**

SCALE: 1:24

SIZE

A

SHEET

1 OF 1

REV.

1

A

2

1