


2

1

NOTES:

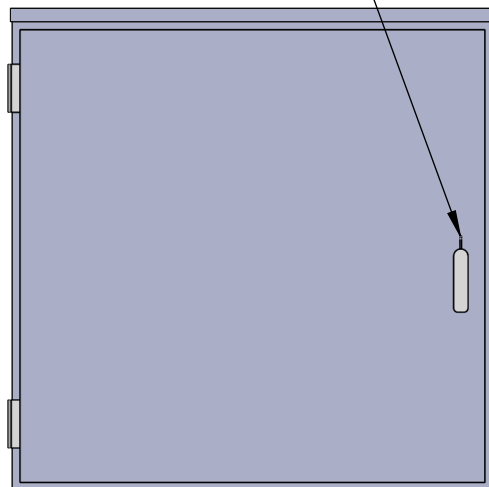
- 1. BOX AND COVER NEMA 3R CONSTRUCTION - GALV SHEET STEEL (16GA).
- 2. FINISH: POWDER COAT GRAY ENAMEL.
- 3. 400 AMP - 800 AMP, 600 VAC MAX.
- 4. LUG PROVIDED ON NEUTRAL BAR FOR #12 WIRE.
- 5. EMBOSSED HOLES IN REAR FOR MOUNTING CABINET.
- 6. GALV STEEL BACKPLATE FOR MOUNTING CT.
- 7. HEAVY DUTY STAINLESS STEEL LIFT OFF HINGES.

TOP VIEW

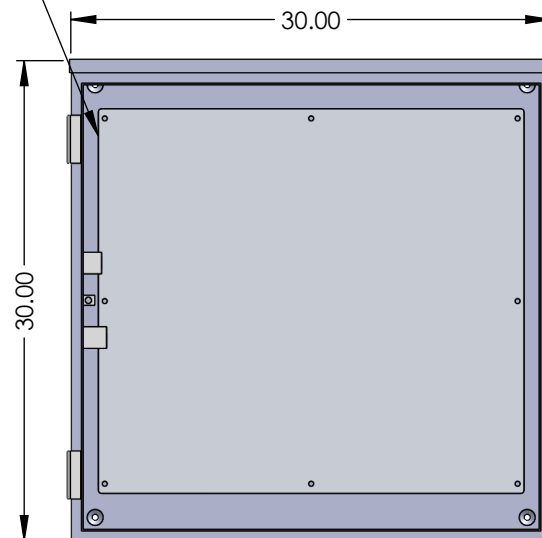


BACKPLATE
24" TALL X 27" WIDE

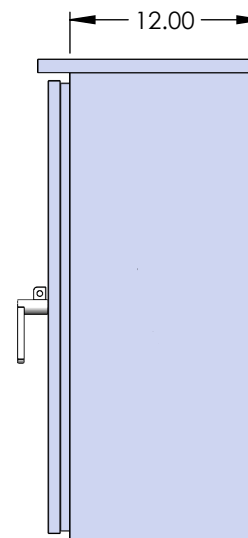
PADLOCKABLE
HINGED DOOR



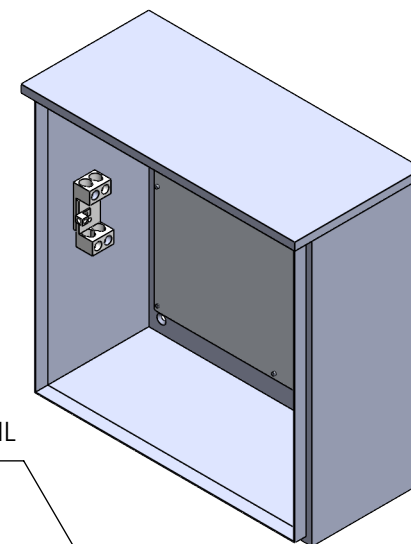
COVERED VIEW



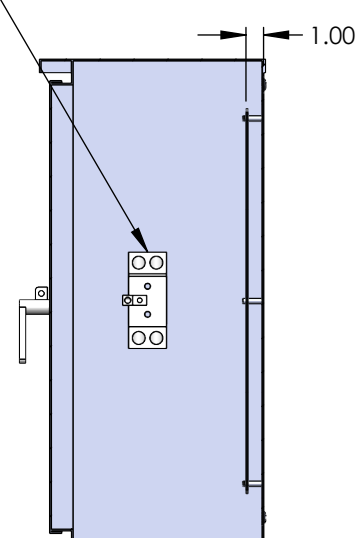
OPENED VIEW



SIDE VIEW



NEUTRAL DETAIL
(2) ND-600-2
(1) N-150



SIDE VIEW
SECTIONED

	NAME	DATE	<div>NAV-TECH INCORPORATED</div> <div>155 MARCUS BLVD HAUPPAUGE, NEW YORK 11788 PH: (718) 257-2111 FAX: (718) 257-2626</div>	MAT'L:	16 GAUGE GALV STEEL	DRAWING TITLE:		DESCRIPTION: UPSTATE NY NYSEG & RGE NEMA 3R CT CABINET 400-800AMP, 600VAC MAX							
DRAWN BY	N. BOSETTI	3/18/2025		FINISH:	GRAY POWDER COAT ANSI 61	UPSTATE 400-800AMP CT CAB									
REVIEWED BY				WEIGHT:		PART #:									
PROPRIETARY AND CONFIDENTIAL THE INFORMATION CONTAINED IN THIS DRAWING IS THE SOLE PROPERTY OF NAV-TECH INC. ANY REPRODUCTION IN PART OR AS A WHOLE WITHOUT THE WRITTEN PERMISSION OF NAV-TECH INC. IS PROHIBITED.				ALL DIMENSIONS ARE NOMINAL UNLESS EXPLICITLY STATED OTHERWISE		NAV-NY-CTR-8									
						<u>DO NOT SCALE DRAWING</u>		SCALE:	1:10	SIZE	A	SHEET	1 OF 1	REV.	0

2

1