

2

1

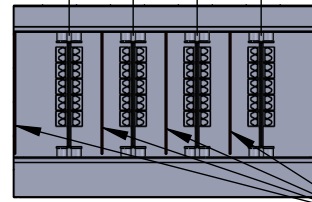
NOTES:

- 1. BOX AND COVER CONSTRUCTION- GALV STEEL(12GA) FINISH: POWDER COAT GRAY ENAMEL
- 2. BUSBARS- COPPER 98% CONDUCTIVITY
- 3. BOX SHALL HAVE NAME PLATE WITH MANUFACTURER'S NAME
- 4. FRONT COVERS SHALL BE SEALABLE WITH (2) HANDLES
- 5. LINE SIDE: PROVISION FOR (10) 600 MCM
- 6. LOAD SIDE: MOUNT UP TO (14) 600 MCM
- 7. NEMA 1 CONSTRUCTION: STITCH WELDED ENCLOSURE
- 8. "120/208v" BLACK LABEL WITH WHITE LETTERING LOCATION ON INSIDE AND OUTSIDE OF THE ENCLOSURE
- 9. SHORT CIRCUIT CURRENT RATING 200,000 SYM RMS AMPS

8.00 MIN BETWEEN PHASES

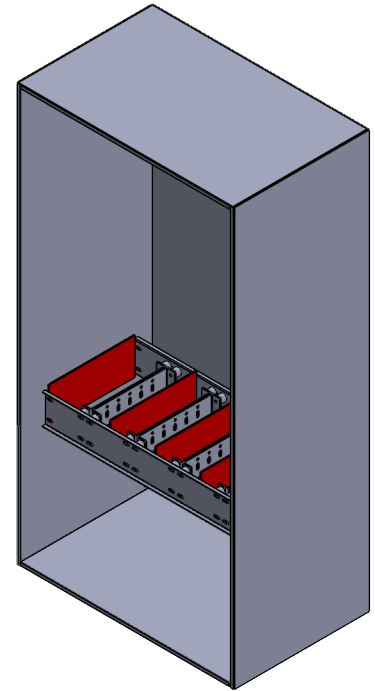
8.00 MIN

8.00 MIN



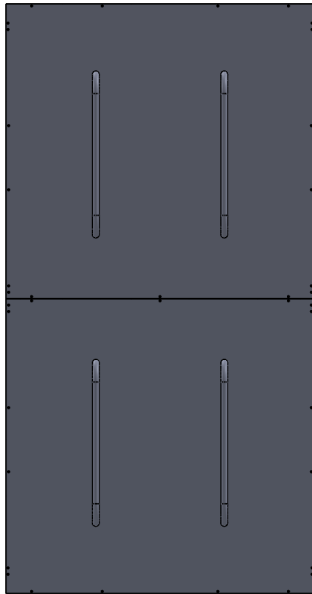
1/4" X 18" X 12" GP03 INSULATING BARRIERS

TOP SECTIONED

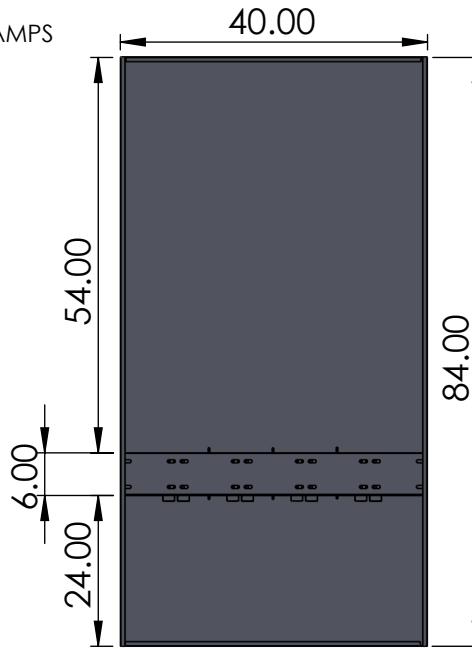


B

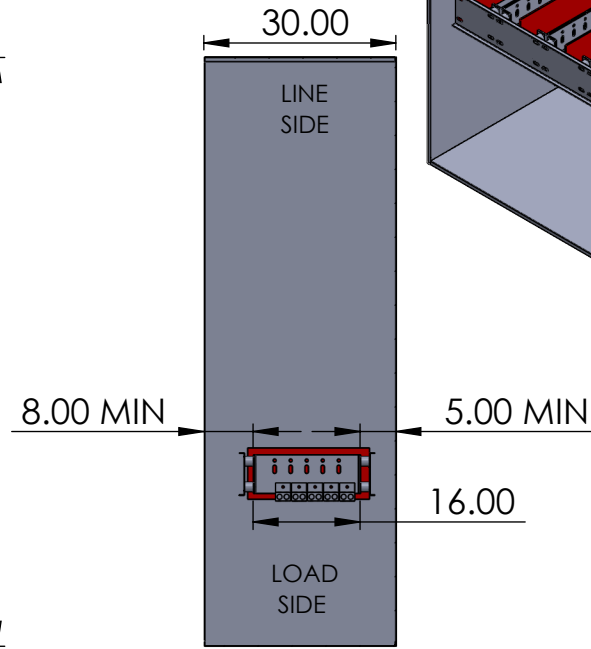
B



COVERED FRONT



OPEN FRONT



SIDE SECTIONED

A

A

	NAME	DATE
DRAWN BY	N. BOSETTI	11/14/2024
APPROVED BY		

**PROPRIETARY AND CONFIDENTIAL**  
 THE INFORMATION CONTAINED IN THIS DRAWING IS THE SOLE PROPERTY OF NAV-TECH INC. ANY REPRODUCTION IN PART OR AS A WHOLE WITHOUT THE WRITTEN PERMISSION OF NAV-TECH INC. IS PROHIBITED.

**NAV-TECH**  
INCORPORATED

155 MARCUS BLVD  
 HAUPPAUGE, NEW YORK 11788  
 PH: (718) 257-2111 FAX: (718) 257-2626

MAT'L: GALVANNEALED STEEL  
 FINISH: POWDER COATED  
 WEIGHT: 600 LBS

ALL DIMENSIONS ARE NOMINAL UNLESS SPECIFICALLY NOTED OTHERWISE

DRAWING TITLE: **EO-84-N1 CUT SHEET**  
 PART #: **NAV-EO-84-9073B**

DESCRIPTION:  
 NEMA 1 SERVICE ENTRANCE BOX UP TO 10 SETS LINE SIDE SPECIFIED TO CON ED EO-9073-B

<b>DO NOT SCALE DRAWING</b>	SCALE 1:35	SIZE A	SHEET 1 OF 1	REV. 6
-----------------------------	------------	--------	--------------	--------

2

1