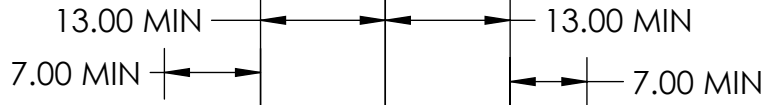
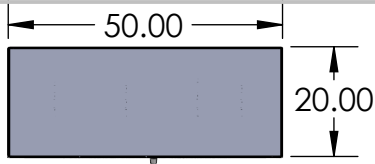


2

1



SECTION B-B
SCALE 1 : 20

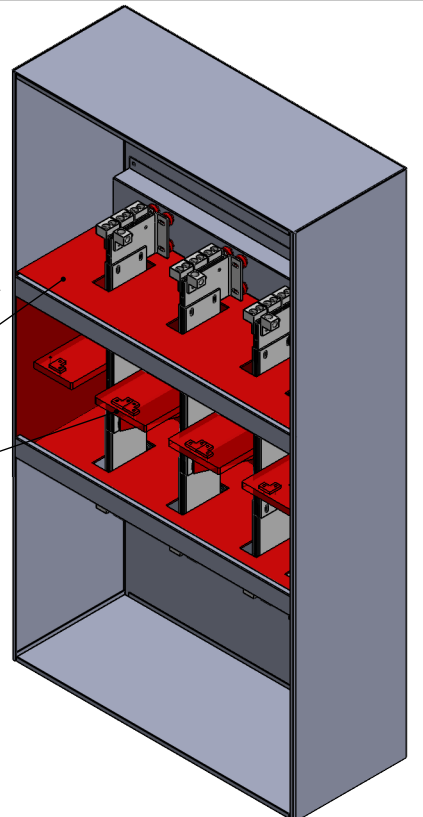
LINE & LOAD SIDES
CLEARLY MARKED

TOP FED STANDARD

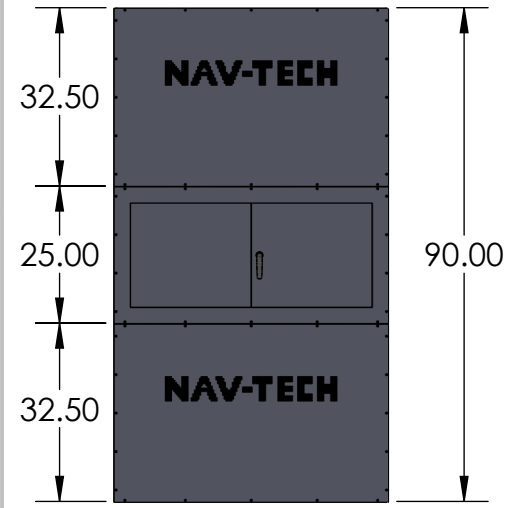
BUS HAS 1/4" -20 TAPPED
HOLE IN CT COMPARTMENT
FOR NEUTRAL LUG

INSULATED GLASTIC BARRIER

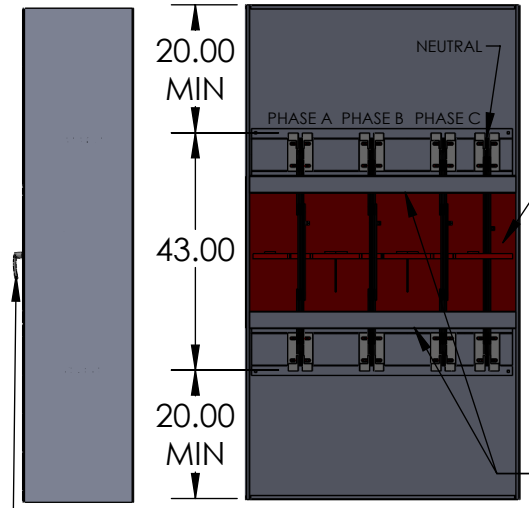
CT STRUCTURAL GLASTIC
MOUNTING SHELF 1" THK



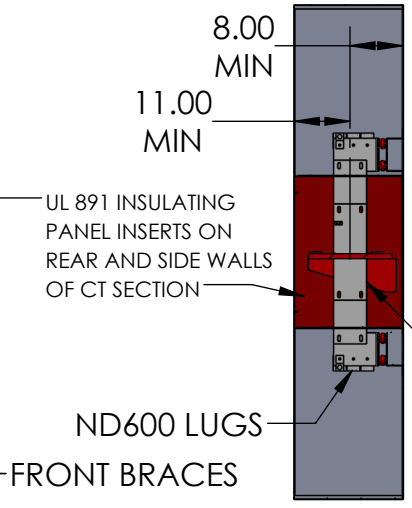
- NOTES:
1. BOX AND COVER CONSTRUCTION- GALV SHEET STEEL(12GA)
 2. FINISH: POWDERCOAT GRAY ENAMEL
 3. BUS BARS- COPPER 98% CONDUCTIVITY
 4. BOX SHALL HAVE NAME PLATE WITH MANUFACTURER'S NAME
 5. FRONT COVERS SHALL BE SEALABLE & LOCKABLE
 6. LINE SIDE: PROVISION FOR UP TO (12)600MCM/ø&±
 7. LOADSIDE: MOUNT UP TO (12) 600MCM/ø&±
 8. UP TO 2000A: 2 LEAVES OF BUS
 9. UP TO 3000A: 3 LEAVES OF BUS
 10. UP TO 4000A: 4 LEAVES OF BUS



COVERED FRONT VIEW



OPEN FRONT VIEW



SECTION A-A

1/4" X 4" CU INTERLEAVED

17.50" CLEARANCE FOR
REMOVABLE LEAVES

QTY OF BUS DETERMINED
BY AMPERAGE DEMAND

PADLOCKABLE FRENCH DOOR
WITH 3 PT CATCH

	NAME	DATE
DRAWN BY	J. Pincus	10/10/2024
APPROVED BY		

PROPRIETARY AND CONFIDENTIAL
THE INFORMATION CONTAINED IN THIS
DRAWING IS THE SOLE PROPERTY OF
Nav-Tech Inc. ANY REPRODUCTION IN
PART OR AS A WHOLE WITHOUT THE
WRITTEN PERMISSION OF Nav-Tech Inc.
IS PROHIBITED.



155 MARCUS BLVD
HAUPPAUGE, NEW YORK 11788
PH: (718) 257-2111 FAX: (718) 257-2626

UNLESS OTHERWISE SPECIFIED:
ALL DIMENSIONS ARE NOMINAL UNLESS
EXPLICITLY SPECIFIED OTHERWISE

MATL: 12 GA GALV

FINISH: POWDER COAT ANSI 61 GY

WEIGHT:

UNLESS OTHERWISE SPECIFIED

1. REMOVE ALL BURRS AND BREAK ALL SHARP EDGES .015 X 45° OR .015R
2. DIMENSIONAL LIMITS APPLY AFTER PLATING

3. 125/ MACHINED SURFACES EXCEPT AS NOTED

DRAWING TITLE: PSEG 377CT SPEC SHEET

PART #: NAV-PG-377CT-XXXX

DESCRIPTION: NEMA 1 377 CT CABINET 1600A-4000A

DO NOT SCALE DRAWING	SCALE: 1:24	SIZE A	SHEET 1 OF 1	REV. 6
-----------------------------	-------------	--------	--------------	--------

2

1

B

B

A

A